



KITIMAT FIRE RESCUE SERVICES

1101 Kingfisher Avenue, Kitimat, BC V8C 2N4
Phone: (250) 632-8940 Fax: (250) 632-7163

April 27, 2012

RE: FIRE SAFETY: Smart Choices for LIFE

Dear Community Partner:

Kitimat Fire Department, in partnership with Community Safety Net, will be utilizing the "Fire Safety - Smart Choices for **LIFE**" family resources to educate and protect our young people.

Chuck Venhuizen (1-877-332-4825) is with Community Safety Net, and he will be pleased to explain this opportunity to you.


Your Fire Department believes that the "Fire Safety" book and DVD will provide our kids with essential tools to prevent fires and be prepared. As well, they show parents how to be pro-active in keeping their home and children fire-safe.

Our "Fire Safety" resources are funded by local partners. Please direct any support to:

Community Safety Net
Unit C-3000 Birds Hill Rd.
East St. Paul, MB R2E 1J5.

Sincerely,

Trent Bossence,
Fire Chief
250-632-8940



KITIMAT

Trent Bossence
Fire Chief

DISTRICT OF KITIMAT
270 City Centre
Kitimat, British Columbia
Canada V8C 2H7

Office 250.632.8940
Cell 250.639.4353
Fax 250.632.7163
Email tbossence@kitimat.ca
www.kitimat.ca

You Don't Have to be a Firefighter to Fight Fires

Did you know that the smoke alarms in your home fight fire 24 hours a day, 7 days a week, 365 days a year. That often forgotten little plastic device can save your life.

You can help by doing a simple maintenance to the unit throughout the year:

- Check the alarm monthly to see if it activates;
- Change the batteries twice a year with the time changes;
- Vacuum the unit gently to remove the dust and debris and keep it functioning properly.

Smoke alarms do lose their effectiveness after 10 years, so if you can't remember the last time you replaced yours, now's the time.

Fire fighters always work in pairs, and your smoke alarm also needs a partner. It's called a "home escape plan". Everyone in your home should know how to get out of the house if the smoke alarm is activated. Develop and practice a home escape plan so that if a fire starts, everyone knows two ways out of every room. Call the Fire Department from a neighbor's home. Remember, fire won't wait - so plan your escape.

Remember, every second counts in a real fire, so practice often.

Yours for a safer community,

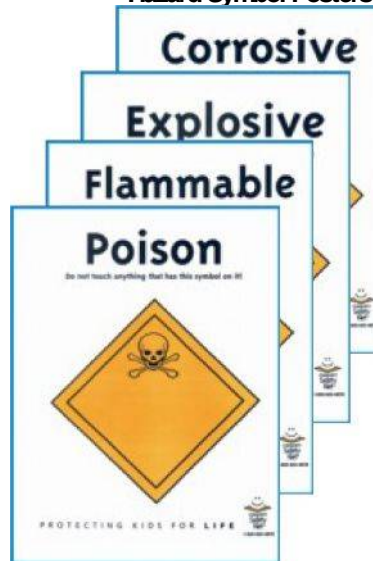
LEADERSHIP PARTNER NAME

Fire Safety - Smart choices for LIFE


Click below to sample DVD/book



Hazard Symbol Posters



Web-based Resources



7 more titles

Partner Poster and Safety Decal




table of contents

ACKNOWLEDGEMENTS	8		
GLOSSARY OF TERMS	9		
A FIRE FIGHTER'S POEM	10		
PART ONE: INTRODUCTION			
1.1 Fire Statistics	12		
1.2 Fire Has Many Good Uses	14		
1.3 Fire Can Harm, Too	16		
1.4 Fire Departments	18		
PART TWO: PREVENTING FIRES			
2.1 How Do Fires Start?	22		
2.2 Fire Safety In The Home	24		
2.3 Holiday Hazards	27		
2.4 Other Things That Can Burn	30		
2.5 Symbols To Avoid	36		
2.6 No Smoking, Please	38		
	39		
PART THREE: BEING PREPARED			
3.1 Smoke Alarms	44		
3.2 Escape Plans	46		
3.3 My Escape Plan	49		
3.4 Fire Drills	50		
PART FOUR: RESPONDING TO EMERGENCIES			
4.1 When You Hear The Siren	54		
4.2 If You See A Fire In Your Home	55		
4.3 If You See A Fire Away From Home	59		
4.4 Calling 9-1-1	60		
4.5 Pet Safety During A Fire	61		
PART FIVE: OUTDOOR SAFETY			
5.1 Forest Fires	64		
		5.2 Campfires	65
		5.3 Other Outdoor Fire Safety Rules	67
		PART SIX: FIRE SAFETY FOR CAREGIVERS	
		6.1 Encourage Learning	70
		6.2 Rules For Parents	71
		6.3 Rules For Teachers	78
		6.4 Rules For Babysitters	79
		6.5 More Information	80
		PART SEVEN: FIRST AID TIPS	
		7.1 Hypothermia	82
		7.2 Burns And Scalds	83
		7.3 Unconsciousness	83
		7.4 Fractures	84
		7.5 Heat Exhaustion	85
		7.6 Frostbite	85
		7.7 Eye Injuries	86
		7.8 Medication	87
		7.9 Nose Bleeds	87
		7.10 Embedded Object	88
		7.11 Snake Bite	88
		7.12 Wounds And Bleeding	89
		7.13 Artificial Respiration	90
		7.14 Conscious Choking Casualty	91
		7.15 Unconscious Choking Casualty	92
		PART EIGHT: FUN, LEARNING & GRADUATION	
		8.1 Fill In The Blanks	94
		8.2 Fire Safety Quiz	95
		8.3 Coloring Time!	100
		8.4 Games & Puzzles	107
		8.5 Autographs	112
		8.6 Important Telephone Numbers	113
		8.7 Diploma	114
		8.8 Safety Pledge	115
		8.9 Mr. Computer Contest	116

Kitimat Fire Rescue Services 'Fire Safety'

SAFETY TEAM

Chief Trent Bossence and his Fire Prevention team

PRESENTATION

Children will receive their own 'Fire Safety - Smart Choices for LIFE' book and DVD during Fire Prevention Week and at other safety venues,

FOCUS GROUP

**All 240 Grade 3 to 4 students attending the following schools:
Kildala Elementary, Nechako Elementary, St Anthony's Catholic**

KITIMAT 'PARTNERS IN SAFETY'

Partners receive **2 display posters** and **1 safety decal**. They're featured in the front of **all** the books to be printed. Please choose a Partner level @ **\$15+tax /child (book&DVD)**.

Partner Categories	# Kids	Invest (w/tax)	Recognition in Books
SCHOOL	<u>Platinum</u> 100	\$1,680.00	Full page ad + logo & 3 lines (colour logo/page for 'Platinum')
	80	\$1,344.00	
MULTI-CLASS	60	\$1,008.00	3 lines with logo
CLASS	<u>Gold</u> 45	\$756.00	3 lines 3 lines
	30	\$504.00	
2/3rds CLASS	24	\$400.00	3 lines
	20	\$336.00	
1/2 CLASS	15	\$252.00	2 lines
1/3rd CLASS	12	\$200.00	2 lines
	10	\$168.00	
SUPPORTING	6	\$100.00	1 line
	5	\$84.00	

Partner Recognition Examples

1/3rd CLASS PARTNER

<PARTNER NAME>
<phone # or website>

2/3rds CLASS PARTNER

<PARTNER NAME>
<Address or ?>
<phone # or website>

MULTI-CLASS PARTNER

<greyscale logo>
<PARTNER NAME>
<Address or ?>
<Phone # or website>

To help protect Kitimat kids with these 'Fire Safety' resources, please contact

Chuck Venhuizen: 1-877-332-4825 / chuck@communitysafetynet.com

Or you may wish to complete the form below and fax it to: 1-800-588-3840

(VISA, Mastercard or American Express payments are accepted)

Your receipt or invoice and display posters & decal will be mailed to you promptly.

Investment Amount: \$ _____ Partner Name: _____

Contact Person: _____ Phone: _____ Postal Code: _____

Mailing Address: _____ Town, Prov: _____

Payment Method: **Credit Card** _____ **Invoice:** _____ (Cheque payable to 'Community Safety Net')

Card Number: _____ Expiry: ____ / ____

Cardholder Name: _____ Signature: _____